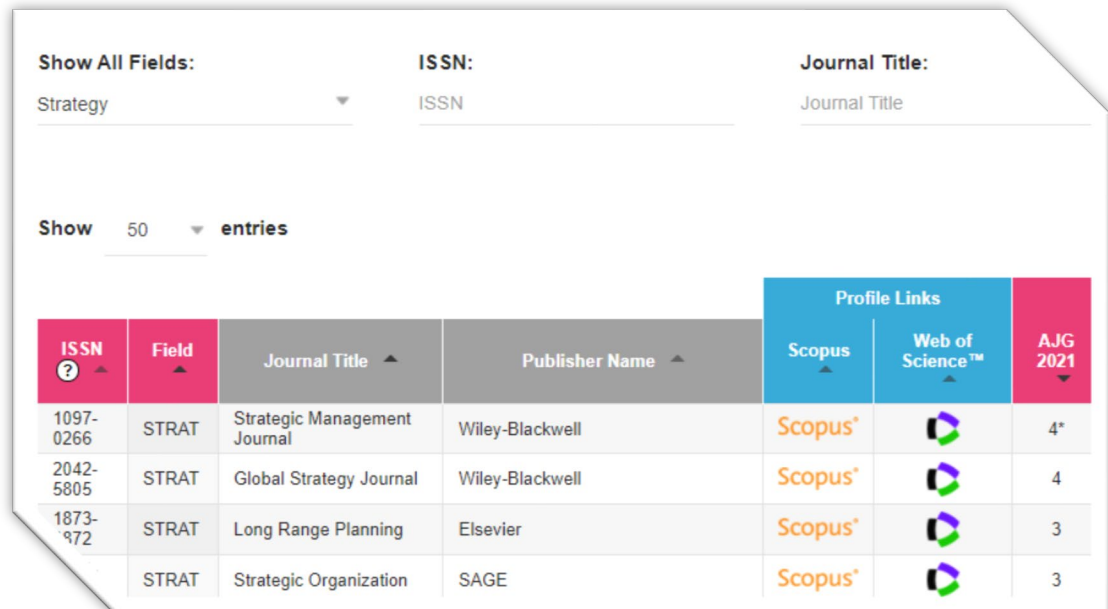


Searching specific cABS journals – 3, 4 and 4* titles

Sometimes your lecturers will ask you to find and use articles from specific journals which are highly ranked. The preferred method of ranking in the Business Faculty is the **Chartered Association of Business Schools Academic Journal Guide**. You must **register** on the [CABS website](#) to view the guide.

Once you have accessed the guide, select your subject area from the *Show All Fields* drop-down boxes (e.g. Strategy) and note which journals are in which category, 1, 2, 3, 4 or 4* (*4* journals are the highest ranked and are considered to be journals of distinction*).

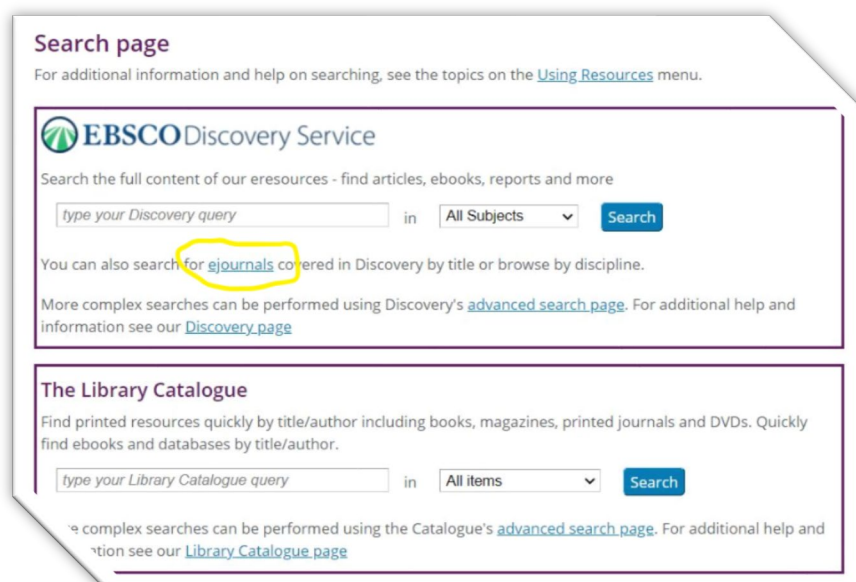


ISSN	Field	Journal Title	Publisher Name	Profile Links		
				Scopus	Web of Science™	A.JG 2021
1097-0266	STRAT	Strategic Management Journal	Wiley-Blackwell	Scopus*		4*
2042-5805	STRAT	Global Strategy Journal	Wiley-Blackwell	Scopus*		4
1873-872	STRAT	Long Range Planning	Elsevier	Scopus*		3
	STRAT	Strategic Organization	SAGE	Scopus*		3

Copy and paste the title and ISSN of the journals you wish to search into a word processing or text document and save this file!

There is no quick and easy way to search within particular CABS ranked journals. The following three options are recommended using **1) Business Source Complete**, **2) Web of Science** or **3) Discovery**.

If you can't find a particular title in Business Source Complete or Web of Science, use our [ejournals search](#) on the Library search page to check we have a subscription and where it is from, and then search and/or access these titles independently.



Search page
For additional information and help on searching, see the topics on the [Using Resources](#) menu.

EBSCO Discovery Service
Search the full content of our eresources - find articles, ebooks, reports and more

in

You can also search for [ejournals](#) covered in Discovery by title or browse by discipline.

More complex searches can be performed using Discovery's [advanced search page](#). For additional help and information see our [Discovery page](#)

The Library Catalogue
Find printed resources quickly by title/author including books, magazines, printed journals and DVDs. Quickly find ebooks and databases by title/author.

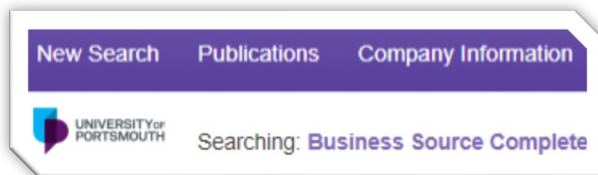
in

More complex searches can be performed using the Catalogue's [advanced search page](#). For additional help and information see our [Library Catalogue page](#)

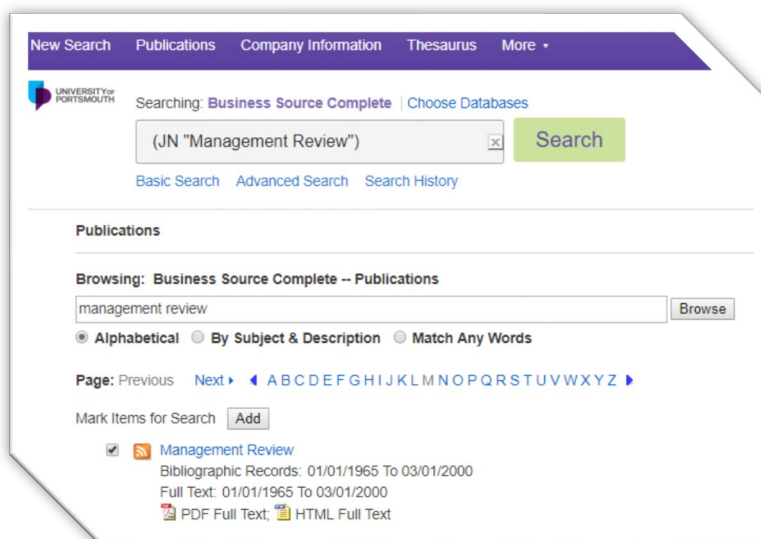
OPTION 1) Do a publication search in Business Source Complete

(or use [EconLit](#) for economics)

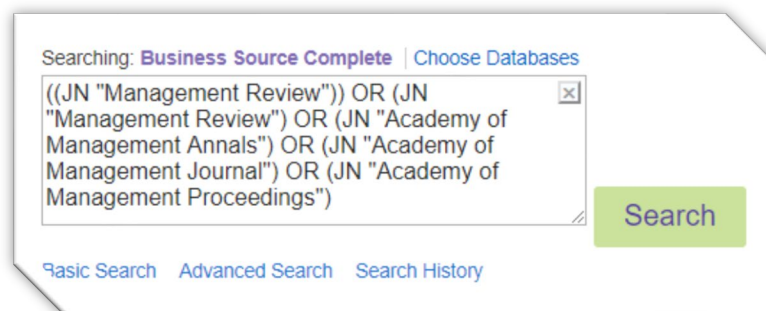
- a. Choose the **Publications** option in [Business Source Complete](#) (find this on the bar at the top of the screen). *Most cABS journals will be available from this screen, although many will only have bibliographic details rather than the full text of the article. The full text, if we have it, may be available in another database, and there will be a link to the article on the list of results.*



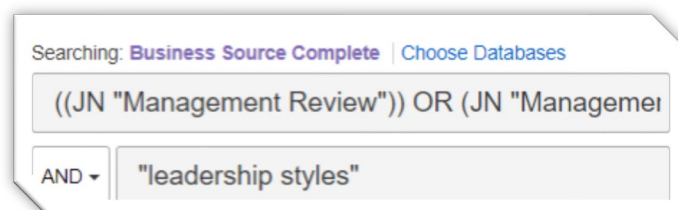
- b. Search for each journal title you want in the **Browsing box** by clicking **Browse**. Tick the journal(s) you want and then click **Add**. The journal title will be added to the search box at the top of the screen. *You can search and add as many journal titles as you wish in one go.*



- c. Click **Search** - the results will be all articles that have been published in any of these journals.

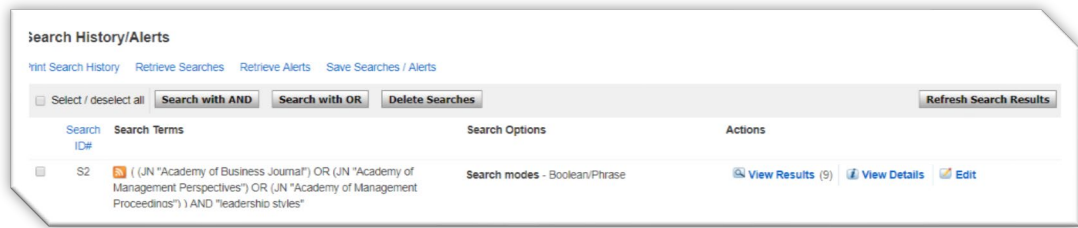


- d. Use the additional search boxes to add your keywords or topic area, and click **Search**.



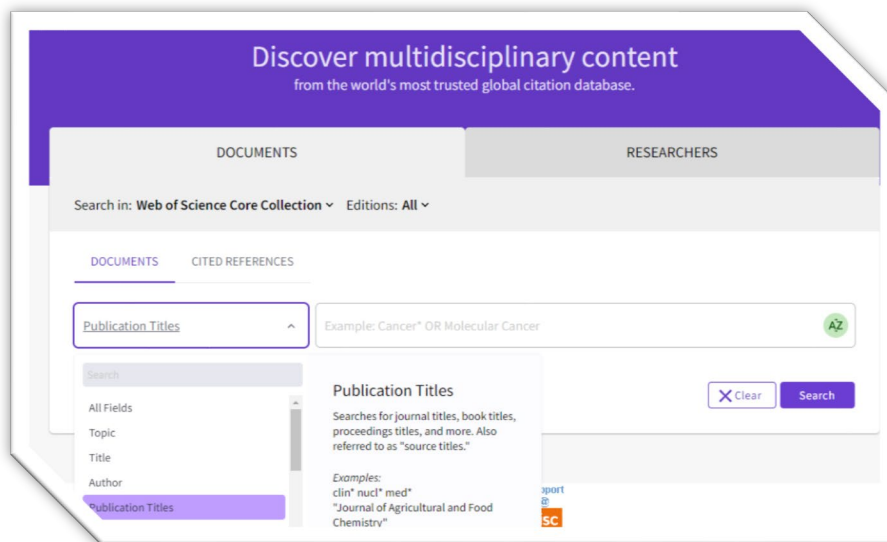
- e. Now save **your search** so you can try out different keywords within the same journals:

- i. Click on **Search History** and then **Save Searches/Alerts**.
- ii. You will be asked to **Sign in with Google**: use your University account details.

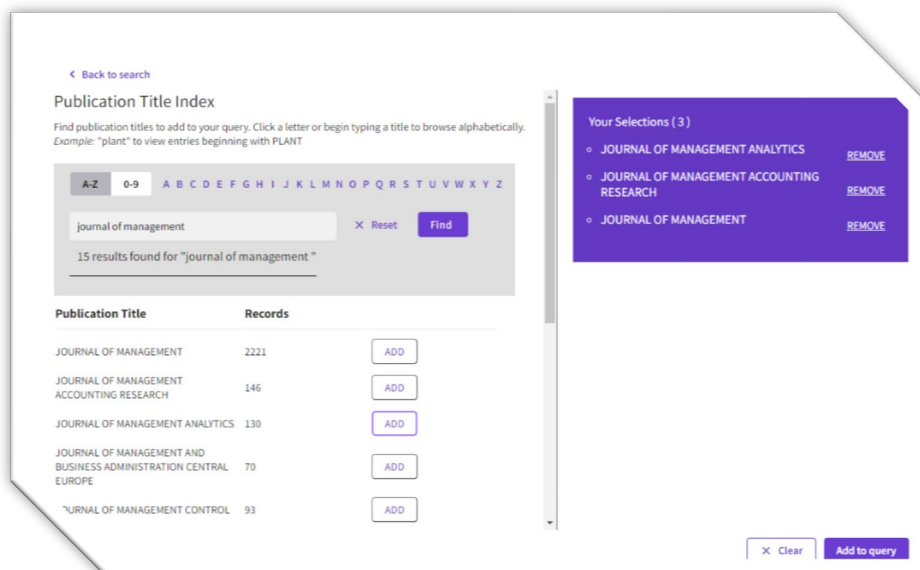


OPTION 2) Do a publication title lookup in Web of Science

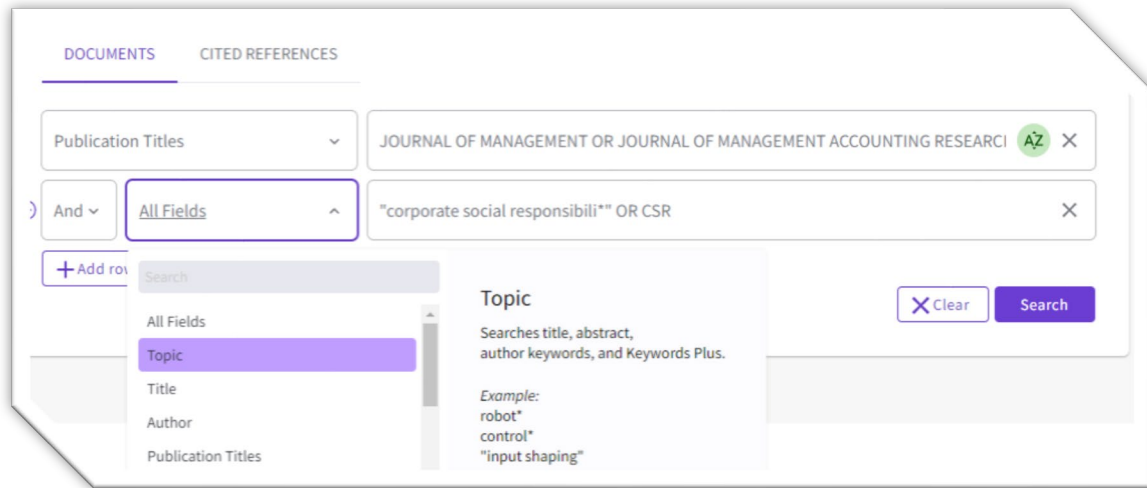
- a. [Web of Science](#) has the ability to find publications by title and search within them. Choose the drop-down **All Fields** menu and pick **Publications Titles**. Then click on the green A-Z icon.



- b. From the A-Z index, search for the titles using the **Find** box and **ADD** these to your selections on the right. Then Add to query at the bottom to search within your selected titles.



- c. Once back on the search page, use **Add row** to add an **All Fields** search box so you can look within your selected journals for specific terms. You can change the All Fields to **Title** or **Topic** as required.



- d. Click **Search** to view your results and then use the *Locate Full Text* button to see if the Library has a copy of any articles you want to read.
- e. Make sure you keep a record of your search query and/or results: either use the *Copy query link* under the search box or register and create a **personal profile** (this then allows you save and re-run searches). You can retrieve your saved query by clicking on *History* at the top of the page.

OPTION 3) Do an ISSN search in Discovery

You can also do this in *Business Source Complete* or *EconLit* but it is generally easier to use their publication indexes, this is not possible in *Discovery*.

- a. The [Library Discovery service](#) searches the widest range of publications. Choose the *Advanced Search* option and select the **ISSN** field from the drop down **Select a Field** menu.
- b. Enter the ISSN of the journal you want to search **without a hyphen**. Type **OR** and then enter the next ISSN number. Continue this with as many ISSNs as you want to search.
- c. Enter your **search terms** in the boxes underneath – you can choose *Title* or *Abstract* or *All Text* fields. All your results will be from the journals with the ISSNs you have specified.



- d. Now **save your search** so you can try out different keywords within the same journals:
 - i. Click on **Search History** and then **Save Searches/Alerts**.
 - ii. You will be asked to **Sign in with Google**: use your University account details.
 - iii. Name your saved search and save it. You will now be able to retrieve this search, re-run it and edit it and it will be stored in your account.

